



"How frustrating. The crystal ball is down again."

How good are your tools for understanding consumers?

Turning your consumers into die-hard fans

By John Blasberg, Vijay Vishwanath and James Allen

BAIN & COMPANY

John Blasberg is a partner in the Boston office of Bain & Company and leads the firm's North American Consumer Products Practice. Vijay Vishwanath, also a partner in the firm's Boston office, leads its Global Consumer Products Practice. James Allen, a partner at Bain & Company in London, co-directs Bain's Global Strategy Practice. He is the coauthor of *Profit from the Core*.

Turning your consumers into die-hard fans

How good are your tools for understanding consumers?

Most senior executives at consumer products companies can say with complete conviction that their business strategy is entirely focused on the consumer. Through surveys and focus groups, they constantly put consumers under a microscope. They probe for ideas for new products, packaging, and pricing, and rigorously test them in the market. There's just one problem: The lenses that companies traditionally use to understand consumer behavior and brand health—satisfaction ratings and market share—give a picture that is distorted and frequently misleading.

Let's look first at satisfaction ratings. One cosmetics company, for instance, recently scored 8 out of a possible 10 in its consumer satisfaction ratings. That would seem to bode well for growth. Yet the company was losing market share at an alarming rate. How could that be?

Our research shows there's actually little correlation between "satisfaction" and consumer loyalty. We typically find that 80% of consumers who defect to competitors score themselves as "satisfied" or "very satisfied" on surveys—just before they jump ship. And that's not the only way in which the lens of satisfaction warps management perceptions. As an average measure, it doesn't delve into the differences among consumer segments.

Market share provides a more realistic take on consumer behavior, but often is propped up by heavy promotional spending and advertising campaigns. And, like satisfaction surveys, market share looks backward, not forward. These metrics reveal little or nothing about future consumer behavior—which is what really should be guiding growth strategy.

Consumer products firms aren't the only companies grappling with misperceptions. When we recently surveyed 362 companies, we found that 80% believed they were delivering a "superior experience" to their customers. But when we asked customers, they gave only 8% of companies high marks.

Executives need a more advanced tool for examining consumers—one that provides a sharper, more precise view. They need to focus not on satisfaction and market share but on consumer loyalty and advocacy, on creating enthusiastic consumers who come back to buy their product again and again—and are happy about doing it. Our research shows that the most accurate way to measure consumers' loyalty is to ask them just one question—"How likely are you to recommend this product to a friend or colleague?" When given on a scale of zero to 10, the responses will fall into three categories: promoters (those rating you a 9 or 10), who are loyal fans of your product; passives (the 7s and 8s); and detractors (those giving scores of 0–6). By taking the percentage of promoters and deducting the percentage of detractors, executives can determine a metric known as Net Promoter® Score (NPS).

Turning your consumers into die-hard fans

Figure 1:
The ultimate question

“Would you recommend us to a friend?”

Probes both dimensions of loyalty...

Head

- Best features
- Best performance
- Best price

Heart

- I identify with the brand
- They know my needs
- They listen to me
- They share my values

What NPS reveals about brand health

NPS gives you insight into both the rational and emotional sides of consumer behavior. It tells whether consumers believe a product offers the right combination of features, performance and price. And, in a world of brand proliferation, where it’s become increasingly difficult for any brand to develop a relationship with consumers, NPS can reveal whether consumers identify emotionally with a brand and feel listened to and understood by the company that makes it. It also goes beyond the “average,” helping you identify groups of consumers who feel well served by your product and groups that do not, whose needs you can then probe further. (See Figure 1.) NPS opens a window into how well mass brands are actually serving profitable consumer segments, as opposed to catering to a statistically “typical” consumer who exists only in theory.

According to our research, which includes a recent study involving 2,500 consumers and 55 brands in 16 product categories, NPS correlates strongly with consumer loyalty, referrals and repurchases. Nearly 70% of promoters, for instance, recommended a brand to their friends or colleagues, and almost half of the time to four or more people. (See Figure 2.) That kind of advertising you just can’t buy. Promoters will also give a brand a greater share of wallet than detractors or passives will; typically, promoters devote more than two-thirds of their spending in a category to a favored brand.

Because the scores help uncover determinants of future behavior, they provide a much better basis for spotting weaknesses,

evaluating a brand’s health and helping gauge whether new products will succeed.

Consider the case of one new soft drink. After it test-marketed well with consumers, the manufacturer threw considerable marketing muscle into the drink’s national launch, with an integrated campaign of print, outdoor, radio and TV ads tied to two of the country’s most popular pro sports events, as well as college campus promotions. But a study Bain & Company did in consumer products a few months later indicated that, despite the robust marketing support for the drink’s rollout, it still had a tough hill to climb: It had an NPS of minus 11%, while the market-leading soda in the segment it was attempting to crack into had an NPS that was a good 30 points higher. Indeed, over the next two quarters, the new drink appeared to lose traction; its US sales dropped, and its tiny market share actually shrank. The market leader, meanwhile, continued to grow sales and gain market share for the third year in a row, standing out as one of the few growth stories in its category.

Increasing your ranks of promoters

How can consumer product companies and brands increase consumer loyalty and lift their NPS scores—and spur growth? Through four steps that involve:

1. Addressing the issues irritating passives and turning off detractors, in order to stanch defections.
2. Harnessing deep consumer understanding to customize product offerings to precise segments of consumers to meet their distinct needs and tastes.

Turning your consumers into die-hard fans

3. Working to create a great product experience, not just a great product.
4. Making sure you deliver what you've promised to consumers.

Let's look at them in order of priority.

First, you have to deal with the passives and detractors. They're the critical vulnerability for your brands. If you don't figure out what is bothering them and what you can do to delight them, you're likely to lose them to competitors. Detractors are especially likely to switch—and especially destructive. They wreak havoc by tarnishing a company's reputation, undermining sales and growth by complaining to their friends.

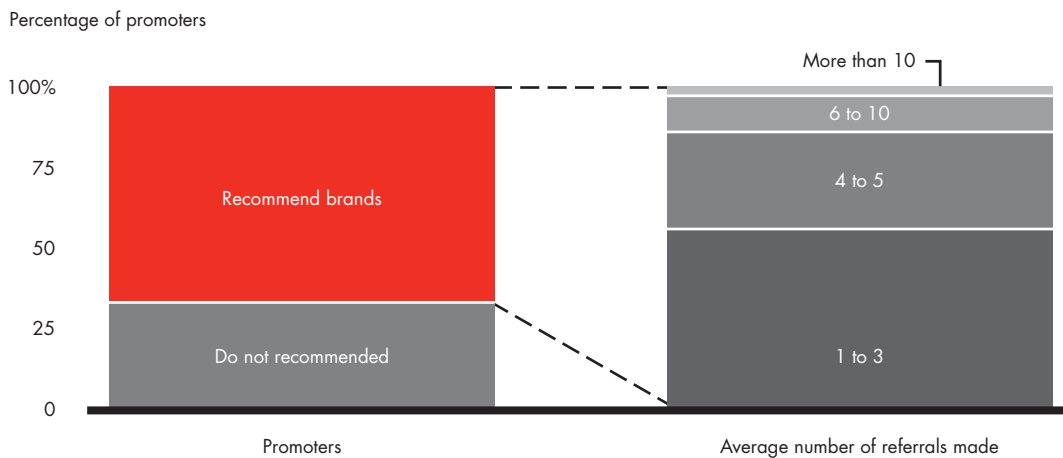
A low Net Promoter Score means a brand has high numbers of passives and detractors—and that can be a powerful indicator that an established brand's in trouble, long before the problems turn into a market share slide. Consider the tale of two deodorants.

According to market share figures, Brand A and Brand B antiperspirants appeared to be in a virtual tie: Brand A, 11%; vs. Brand B, 10%. But their NPS forecast a deep potential split down the road: Brand A, 39%; vs. Brand B, -4%. (See Figure 3, next page.)

Follow-up with the promoters, passives and detractors about the reasons behind their ratings pointed to critical differences between the two products: Brand A's promoters valued it for product qualities like fragrance and efficacy; whereas Brand B's promoters were motivated by price. Again, this portended that Brand A was poised for continued growth, and that Brand B was likely to struggle to maintain share through price concessions.

Companies need to get an accurate read on how many passives and detractors they have, and then probe them to identify what would convert them into promoters. This is the approach financial software powerhouse Intuit took when it used NPS research to

Figure 2: Nearly 70% of "promoters" actually recommend brands—many of them to four or more people



Turning your consumers into die-hard fans

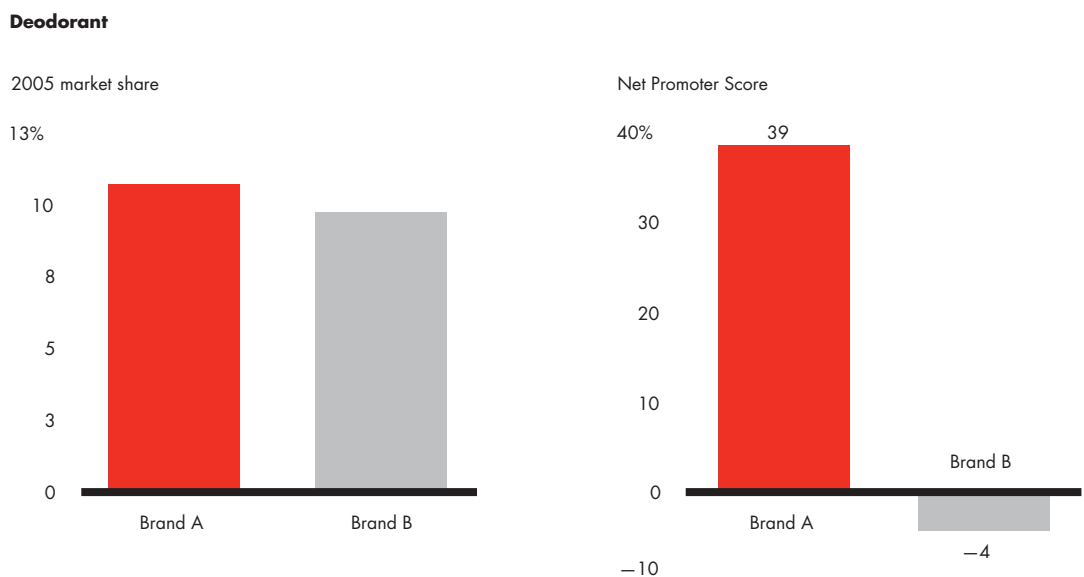
help reverse a market share slide in its TurboTax product. After new online rivals began aggressively stealing share from TurboTax in 2003, Intuit’s Consumer Tax Group, which had seen the biggest decline, created a 6,000 member “Inner Circle” of consumers who agreed to serve as a web-based focus group.

Separating the promoters from the neutrals and detractors with the question “How likely are you to recommend TurboTax to friends or colleagues?” Intuit then asked members to explain their number-one priority for enhancing any aspect of the customer experience, including shopping, buying, installing, using and tech support. A follow-up question let them prioritize a list of 10 suggestions made by others.

The company found that each group had different priorities and issues. Detractors, for instance, wanted improved tech support. To address that issue, the company returned phone-tech support operations to North America and boosted tech-support staffing. Promoters ranked simplifying rebate programs as their top priority for improvement. Soon the proof-of-purchase requirements were simplified, the process was streamlined and the turnaround time was reduced by several weeks.

Thanks to these moves, Intuit was able to gather information that helped it redesign its core TurboTax product, improve its offering to promoters and address the issues bothering detractors. Consumer advocacy rose dramatically, and the company regained market share in online channels.

Figure 3: NPS can be a superior metric of brand health



Though the market share of these two brands is comparable, their Net Promoter® Scores indicate that Brand B will struggle down the road, while Brand A is poised for future growth.

Turning your consumers into die-hard fans

Creating loyal advocates is not about averages; it's about deep consumer understanding and precise customization. NPS can reveal the different behavioral triggers that motivate different consumers, which helps companies segment their consumers more effectively and, consequently, develop more customized products for them. Niche brands are often masters at this. Our research shows that they typically outperform mass brands on NPS, because they cater to the distinctive needs of a targeted group, avoiding the trap of trying to be all things to all consumers—and failing to satisfy any of them. In carbonated beverages, for example, Mountain Dew, a favorite of caffeine junkies, has the highest NPS (31%), while in athletic footwear, New Balance, with its solid following of runners and people with wide feet, outpaces the pack with an NPS of 62%. But with the right consumer insights and segmentation, a mass brand can replicate the success of a niche brand and build strong consumer loyalty.

Diamond producer De Beers is one company that developed insights about specific sets of consumers, customized offerings to meet their needs and won big. A few years ago, for example, the company spotted an opportunity regarding three-stone jewelry. De Beers's consumer research revealed that in Japan, most jewelry was purchased by women for themselves. Exploring how it could create excitement around self-purchase occasions, De Beers developed an insight about Japanese women's underlying need for self-fulfillment and their desire to celebrate their independence. That led the company to offer a three-stone ring called Trilogy—which women would buy themselves in honor of their personal past,

present and future—in that market. Trilogy quickly became a big success; four years later it accounted for the largest diamond-jewelry segment in Japan.

Beauty products maker Olay—a market share leader, with a 39% share—is winning high NPS scores, proving that you don't have to be a niche brand to create legions of loyal promoters. Olay illustrates well how a mass brand can create a following among a variety of consumers. Its NPS for facial moisturizers is 55%, more than double that of the closest competitor. Olay, which once focused on middle-aged women, has achieved this success by carefully tailoring its products to different consumer segments. The brand has grown its old standby, that bottle of lotion, into 10 product lines and scores of offerings that precisely target the needs of women with different skin problems, life stages and beauty-maintenance routines.

Olay offerings range from those in its Clarity line, for skin irritated by stress and hormones; to Definity products, which help correct discolorations and dullness; to Total Effects, which promises “advanced anti-aging” remedies. There are all-in-one products for women who prefer a simple beauty regimen; and peels, polishers and creams just for use at certain times of day. On Olay's web site women can sign up for free live consultations with a beauty adviser who helps them navigate the numerous creams and lotions and find the one just right for them. The site also allows visitors to locate dermatologists in their area and invites women to join Club Olay, through which they can receive free samples, special offers and newsletters. Olay is a mass brand that has successfully

Turning your consumers into die-hard fans

Creating a community around a brand is another way companies enhance the product experience for consumers.

developed sub-brands, products and regimens that consumers feel are customized to their individual needs.

By focusing not only on creating the right product for the right consumers, but also on the right product experience, companies can greatly enhance consumers' perceptions toward brands.

Those experiences may even drift into territory as ineffable as aroma. DiGiorno, the frozen pizza maker, decided that its toughest competition wasn't other brands in the freezer case but piping hot, home-delivered fresh pizza. It designed a product that when pulled from the oven would have the same kind of appetizing aroma, crispy crust and taste as pies brought to the door in cardboard boxes by neighborhood pizzerias. The appeal paid off: DiGiorno has garnered an NPS of 34%, compared to Tombstone's NPS of zero, and Red Baron with a minus 1%.

Guinness & Co. goes to great lengths to deliver the right consumer experience. The company has created a program that supports the launch of authentic Irish pubs by providing advice and resources for entrepreneurs opening and operating pubs, including help with site selection, décor, music and staffing. Because producing the right frothy head for Guinness requires care and takes almost two minutes—and is critical to consumers' enjoyment—the company trains the bartenders in pouring techniques, and even has made sure the taps are positioned so that loyal Guinness fans could watch as the beer's foam tops off the glass. And, to guarantee a good product experience for consumers

that buy Guinness Draught in cans, the company spent \$9 million to engineer and perfect a nitrogen technology that jets a stream of bubbles into the beer when the can is opened, producing the proper thick, creamy head when the can is poured.

Creating a community around a brand is another way companies enhance the product experience for consumers. Take Axe, the male body spray. Who would have thought that a deodorant spray could create zealots out of legions of young men between 18 and 24? But that's just what Unilever did when it launched Axe with racy TV ads in 2002. By 2005, Axe was hailed as a marketing phenomenon, successfully carving out a whole new male grooming subcategory thanks to a brilliant use of online marketing around a community of young males. Its online community featured humorous, edgy video clips about guys' attempts to attract women, meant for young men to Email to their friends. With streaming video, blogs and chat rooms, a video game, and downloads to cell phones, the popular product fueled such a craze that Unilever has maintained an 80% market share.

Finally, you need to make sure that you actually deliver what you've promised.

That isn't always easy in consumer products, where middlemen may come between manufacturers and the consumer. Consider what happened to Adidas with its line of high-end soccer shoes, the Predator. Adidas had linked the Predator to soccer icon David Beckham, promising the shoes would make wearers play as well as Beckham. The Predator even had nubs on the toes so that wannabe champions

Turning your consumers into die-hard fans

could “bend it” like their hero—a feat lionized in the popular movie *Bend It Like Beckham*.

But Adidas found that Predator shoes were quickly getting discounted by retailers, which didn’t understand how to present the line and were in the middle of a price war for market share. When stores posted sale signs advertising the line at deep price cuts, cheapening its image, the Predators’ allure plunged. However, by creating agreements with a major retailer to run minishops within stores, Adidas has since gained more control over price, ambience and product delivery. The initial results looked very promising: The retailer’s revenue jumped by several percentage points and it predicted that its partnership with Adidas would continue to boost performance. And Adidas now is more assured that its brand will maintain its upmarket positioning, supported with topflight service on the shop floor.

Creating a truly consumer-focused organization

NPS can thus allow a company to stay in balance as it continuously takes the pulse of consumers. Like any good metric, NPS allows executives to experiment and accelerate learning. It helps consumer product companies understand their core consumers and design propositions to continually captivate them. Exciting, fun, and tasty consumer experiences grow out of the opportunities uncovered by NPS. NPS can open a window into new opportunities for innovation (which companies can uncover by probing passives

and detractors for what would increase their loyalty) and can help clarify marketing objectives by helping companies define the attributes of its best consumers.

Most important, NPS is a tool companies can use to keep everyone in their organization religiously focused on the consumer. By producing and evaluating NPS data on a regular basis, organizations can institutionalize a cultural shift, making consumer metrics just as practical and auditable as such financial metrics as profit and return on equity—and make performance in the eyes of consumers just as critical a goal as financial performance. They can use NPS not just as a research tool but as an operating measure that captures the strength of their brands’ relationships with consumers.

The beauty of NPS is in its simplicity. It allows a company to transform itself into an organization that is completely focused on consumers. Its lessons can easily be understood and used by any level of the company. And it all starts by asking one question—not one you’ll typically find on any satisfaction survey. 📍

Turning your consumers into die-hard fans

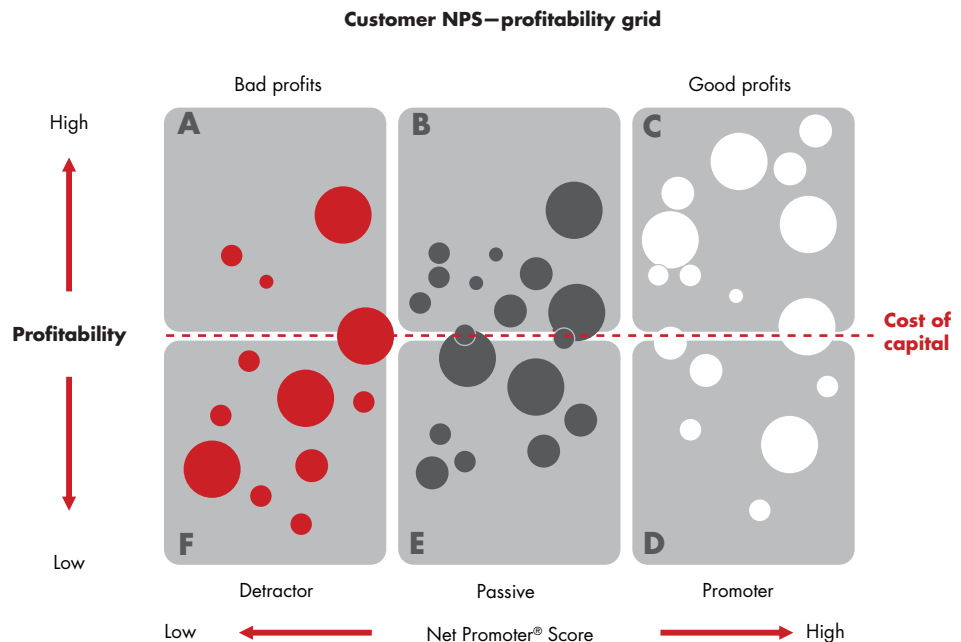
Choosing your priorities

NPS can not only deepen a firm’s understanding of consumers but help its management decide which consumers to invest in. To clarify your priorities, you can begin quantifying the value of your promoters and the cost of detractors, factoring in margins, purchase frequency, cost efficiency and any sales they might bring in—or scare off—through word of mouth. Getting a clear picture of the economics of each consumer segment will help you determine where to direct your efforts. The grid below is your starting point.

High-profit promoters, in the upper right, should be your top long-term priority for investment and innovation. Your entire organization should focus on delivering to them. But too often these consumers are taken for granted. High-profit detractors, in the upper left corner, are the second priority. They’ll defect at the first chance when offered a better deal, and they’re spreading bad publicity about you. You want to find ways to please them.

Your third priority: Move more low-profit promoters into the upper right corner. Look for ways to get these low-profit promoters to do more business with you—Amazon.com did this by offering personalized recommendations and incentives like free shipping.

In the lower left are the unhappy and unprofitable. You probably won’t want to make this segment a priority. And, consider whether it’s cost-effective to win over more passives without stealing resources away from your core promoters.



Bain's business is helping make companies more valuable.

Founded in 1973 on the principle that consultants must measure their success in terms of their clients' financial results, Bain works with top management teams to beat competitors and generate substantial, lasting financial impact. Our clients have historically outperformed the stock market by 4:1.

Who we work with

Our clients are typically bold, ambitious business leaders. They have the talent, the will and the open-mindedness required to succeed. They are not satisfied with the status quo.

What we do

We help companies find where to make their money, make more of it faster and sustain its growth longer. We help management make the big decisions: on strategy, operations, technology, mergers and acquisitions and organization. Where appropriate, we work with them to make it happen.

How we do it

We realize that helping an organization change requires more than just a recommendation. So we try to put ourselves in our clients' shoes and focus on practical actions.



BAIN & COMPANY

For more information, please visit www.bain.com

Cartoon © The New Yorker Collection 1991 Robert Weber from cartoonbank.com. All rights reserved.

AMSTERDAM • ATLANTA • BEIJING • BOSTON • BRUSSELS • CHICAGO • DALLAS • DÜSSELDORF • HELSINKI • HONG KONG • JOHANNESBURG
LONDON • LOS ANGELES • MADRID • MELBOURNE • MEXICO CITY • MILAN • MUNICH • NEW YORK • NEW DELHI • PALO ALTO • PARIS
ROME • SAN FRANCISCO • SÃO PAULO • SEOUL • SHANGHAI • SINGAPORE • STOCKHOLM • SYDNEY • TOKYO • TORONTO • ZURICH